ECOA

Industrial Lifting Products Catalog

Presto LIFTS ECOA

Hydraulic Scissor Lift Tables

TablLift HLT Series

ECOA HLT Series Lift Tables are high-speed scissor lifts with capacities from 2,500 to 6,500 lbs. and lifting heights up to 70 in.

HLT Series Lifts are available with a wide range of platform sizes, as well as options and accessories that allow you to configure them to best suit your specific application.

All ECOA Lift Tables are designed and constructed for heavy-duty applications under the toughest working conditions, offering years of trouble-free operation.

Standard Features

- Pushbutton pendant control - foot control switch available
- Heavy-duty hydraulic cylinders with chrome-plated rams
- Polyurethane seals on cylinders
- Steel plate scissor legs
- Lifetime lubricated bearings
- Maintenance safety device
- Custom designs available
- Oversized platforms available

Double-Wide and Tandem Lift Configurations Available

Vertical Travel (in)	Model Number	Capacity (lbs.)	Standard Platform (in)	Max Platform (in)	Base (in)	Low Height (in)	Raised Height (in)	Lifting Speed (sec.)	Motor (HP)	Ship Weight (lbs)
24	HLT2-025-24	2500	24 x 36	48 x 60	24 x 36	7¼	31	27	1	570
24	HLT2-035-24	3500	24 x 36	48 x 60	24 x 36	7¼	31	27	1	570
24	HLT2-045-24	4500	24 x 36	48 x 60	24 x 36	7¼	31	40	1	620
24	HLT2-065-24	6500	24 x 36	48 x 60	24 x 36	7¾	31¾	44	1	650
24	HLT3-025-24	2500	36 x 36	60 x 60	36 x 36	7¾	31	32	1	740
24	HLT3-035-24	3500	36 x 36	60 x 60	36 x 36	7¾	31	32	1	740
24	HLT3-045-24	4500	36 x 36	60 x 60	36 x 36	7¾	31	34	1	790
24	HLT3-065-24	6500	36 x 36	60 x 60	36 x 36	7¾	31¾	44	1	825
36	HLT2-025-36	2500	24 x 48	48 x 72	24 x 48	7¼	43	30	1	720
36	HLT2-035-36	3500	24 x 48	48 x 72	24 x 48	7¼	43	38	1	750
36	HLT2-045-36	4500	24 x 48	48 x 72	24 x 48	7¼	43	22	1½	770
36	HLT2-065-36	6500	24 x 48	48 x 72	24 x 48	7¼	43¼	22	3	800
36	HLT3-025-36	2500	36 x 48	60 x 72	36 x 48	7¾	43	46	1	900
36	HLT3-035-36	3500	36 x 48	60 x 72	36 x 48	7¾	43	46	1	900
36	HLT3-045-36	4500	36 x 48	60 x 72	36 x 48	7¾	43	26	1½	960
36	HLT3-065-36	6500	36 x 48	60 x 72	36 x 48	7¼	43¾	22	3	1000
36	HLT4-025-36	2500	48 x 48	72 x 72	48 x 48	7¾	43	46	1	990
36	HLT4-035-36	3500	48 x 48	72 x 72	48 x 48	7¾	43	46	1	990
36	HLT4-045-36	4500	48 x 48	72 x 72	48 x 48	7¾	43	26	1½	1050
36	HLT4-065-36	6500	48 x 48	72 x 72	48 x 48	7¼	43¼	22	3	1100
48	HLT2-025-48	2500	24 x 64	48 x 88	24 x 64	7¼	55	32	1½	900
48	HLT2-035-48	3500	24 x 64	48 x 88	24 x 64	7¼	55	32	1½	900
48	HLT2-045-48	4500	24 x 64	48 x 88	24 x 64	7¼	55	39	1½	950
48	HLT2-065-48	6500	24 x 66	48 x 96	24 x 66	8	56	27	3	1030
48	HLT3-025-48	2500	36 x 64	60 x 88	36 x 64	7¾	55	34	1½	1070
48	HLT3-035-48	3500	36 x 64	60 x 88	36 x 64	7¾	55	34	1½	1070
48	HLT3-045-48	4500	36 x 64	60 x 88	36 x 64	7¾	55	38	1½	1120
48	HLT3-065-48	6500	36 x 64	60 x 96	36 x 66	8	64	32	3	1200
48	HLT4-025-48	2500	48 x 64	72 x 88	48 x 64	7¾	55	30	1½	1160
48	HLT4-035-48	3500	48 x 64	72 x 88	48 x 64	7¾	55	30	1½	1160
48	HLT4-045-48	4500	48 x 64	72 x 88	48 x 64	7¾	55	38	1½	1250
48	HLT4-065-48	6500	48 x 66	72 x 96	48 x 66	8	56	27	3	1350
60	HLT4-025-60	2500	54 x 86	84 x 120	54 x 86	10	70	20	3	1725
60	HLT4-035-60	3500	54 x 86	84 x 120	54 x 86	10	70	20	3	1725
60	HLT4-045-60	4500	54 x 86	84 x 120	54 x 86	10	70	30	3	1800
60	HLT4-065-60	6500	54 x 86	84 x 120	54 x 86	10	70	30	3	1800

Heavy-Duty Hydraulic Scissor Lift Tables

TablLift HH Series

ECOA HH Heavy Duty Series Lift Tables offer capacities of 8,000 to 12,000 lbs., travel distances from 36 to 60 in. and platform sizes up to 48 x 102 in. Designed and constructed for heavy-duty applications under the toughest working conditions, offering years of trouble-free operation.

Standard Features

- Internally-mounted 3HP, 208/230/460V, 3PH, 60Hz, continuous-duty rated motor
- Pushbutton pendant control - foot control switch available
- 24V operating control voltage
- Safety maintenance bars

Vertical Travel (in)	Model Number	Capacity (lbs.)	End/Side Capacity (lbs.)	Standard Platform (in)	Max Platform (in)	Base (in. approx.)	Low Height (in)	Raised Height (in)	Lifting Speed (sec.)	Motor (HP)	Ship Weight (lbs.)
36	HH-080-36	8000	7000	36 x 48	48 x 72	36 x 48	9¼	45	20	3	1120
36	HH-100-36	10000	7000	36 x 48	48 x 72	36 x 48	9¼	45	23	3	1245
36	HH-120-36	12000	7000	36 x 48	48 x 72	36 x 48	9¼	45	30	3	1350
48	HH-080-48	8000	7000	36 x 64	48 x 88	36 x 64	9¼	57	23	3	1400
48	HH-100-48	10000	7000	36 x 64	48 x 88	36 x 64	9¼	57	35	3	1600
48	HH-120-48	12000	7000	36 x 64	48 x 88	36 x 64	9¼	57	45	3	1800
60	HH-080-60	8000	7000	36 x 84	48 x 102	36 x 84	10	70	40	3	1700
60	HH-100-60	10000	7000	36 x 84	48 x 102	36 x 84	10	70	45	3	1950
60	HH-120-60	12000	7000	36 x 84	48 x 102	36 x 84	10	70	60	3	2200

Compact/Double Scissor Lift Tables

L-Series Long Frame Model

CLT Series Lift Tables

Heavy-duty scissor lifts with small platforms and high travel. Load capacities are 2,000 to 6,000 lbs., travel distances of 36 to 48 in., with platform sizes up to 7 feet long.

Standard Features

- Base and platform rollers are retained inside the channel frames
- 3/4HP, 115/230 V, 1PH, 60Hz or 208/230/460V, 3PH, 60Hz motor
- Pushbutton pendant control - foot control switch available
- 24V operating control voltage
- Cylinders with internal stops
- Lifetime self-lubricating, PTFE lined, composite bearings
- Safety maintenance bars

Vertical Travel (in)	Model Number	Capacity (lbs)	End/Side Capacity (lbs.)	Standard Platform (lbs.)	Max Platform (in)	Base (in)	Low Height (in)	Raised Height (in)	Lifting Speed (sec.)	Motor (HP)	Ship Weight (lbs)
Short Frame (S-Series) Models with Externally Mounted Power Units											
36	CLT-02-36-S	2000	1000	24 x 36	48 x 72	22½ x 35	8½	44½	15	¾	600
36	CLT-03-36-S	3000	1500	24 x 36	48 x 72	22½ x 35	8½	44½	30	¾	650
36	CLT-04-36-S	4000	2000	24 x 36	48 x 72	22½ x 35	8½	44½	30	¾	700
36	CLT-05-36-S	5000	2500	24 x 36	48 x 72	22½ x 35	8½	44½	40	¾	750
36	CLT-06-36-S	6000	3000	24 x 36	48 x 72	22½ x 35	8½	44½	40	¾	775
48	CLT-02-48-S	2000	1000	24 x 48	48 x 84	22½ x 44	8½	56½	20	¾	650
48	CLT-03-48-S	3000	1500	24 x 48	48 x 84	22½ x 44	8½	56½	35	¾	700
48	CLT-04-48-S	4000	2000	24 x 48	48 x 84	22½ x 44	8½	56½	35	¾	725
48	CLT-05-48-S	5000	2500	24 x 48	48 x 84	22½ x 44	8½	56½	80	¾	800
48	CLT-06-48-S	6000	3000	24 x 48	48 x 84	22½ x 44	8½	56½	80	¾	825
Long Frame (L-Series) Models with Internally Mounted Power Units											
36	CLT-02-36-L	2000	1000	24 x 48	48 x 72	22½ x 47	8½	44½	15	¾	650
36	CLT-03-36-L	3000	1500	24 x 48	48 x 72	22½ x 47	8½	44½	30	¾	700
36	CLT-04-36-L	4000	2000	24 x 48	48 x 72	22½ x 47	8½	44½	30	¾	725
36	CLT-05-36-L	5000	2500	24 x 48	48 x 72	22½ x 47	8½	44½	40	¾	800
36	CLT-06-36-L	6000	3000	24 x 48	48 x 72	22½ x 47	8½	44½	40	¾	825
48	CLT-02-48-L	2000	1000	24 x 60	48 x 84	22½ x 56	8½	56½	20	¾	700
48	CLT-03-48-L	3000	1500	24 x 60	48 x 84	22½ x 56	8½	56½	35	¾	750
48	CLT-04-48-L	4000	2000	24 x 60	48 x 84	22½ x 56	8½	56½	35	¾	775
48	CLT-05-48-L	5000	2500	24 x 60	48 x 84	22½ x 56	8½	56½	80	¾	850
48	CLT-06-48-L	6000	3000	24 x 60	48 x 84	22½ x 56	8½	56½	80	¾	875

Double, Triple, and Quad Extended Vertical Travel Scissor Lift Tables

DSL, TSL, QSL Series Scissor Lift Tables

These high-travel, double, triple, and quad scissor lift tables are designed and constructed for heavy-duty applications that require extended vertical travel. Capacities from 2,000 to 6,000 lbs. are available with lift heights from 70" up to 356".

Standard Features

- Rectangular structural tube scissor legs and torque tubes for maximum stability and minimal deflection
- Pushbutton pendant control with 20 ft. coil cord - foot control switch available
- All controller components are UL and/or CSA approved
- 24V operating control voltage
- Hydraulic flow limiter valve at the base of each cylinder
- Optional upper travel limit switch
- Mechanical upper travel stops
- Safety restraint maintenance bars

DSL Series Double Scissor Lifts Tables

Vertical Travel (in)	Model Number	Capacity (lbs.)	End/Side Capacity (lbs)	Standard Platform (in.)	Max Platform (in)	Base (in)	Low Height (in)	Raised Height (in)	Motor (HP)	Ship Weight (lbs.)
60	DSL-20-060	2000	1000	30 x 48	48 x 72	30 x 48	10¼	70	3	1500
60	DSL-40-060	4000	2000	30 x 48	48 x 72	30 x 48	11¾	72	3	1800
60	DSL-60-060	6000	3000	30 x 48	48 x 72	30 x 48	13¼	73	3	1900
72	DSL-20-072	2000	1000	30 x 60	48 x 84	30 x 60	10¼	82	3	1600
72	DSL-40-072	4000	2000	30 x 60	48 x 84	30 x 60	11¾	84	3	1875
72	DSL-60-072	6000	3000	30 x 60	48 x 84	30 x 60	13¼	85	3	2000
90	DSL-20-090	2000	1000	48 x 72	60 x 96	48 x 72	14	104	3	1900
90	DSL-40-090	4000	2000	48 x 72	60 x 96	48 x 72	14	104	5	2050
90	DSL-60-090	6000	3000	48 x 72	60 x 96	48 x 72	16	106	5	2350
108	DSL-20-108	2000	1000	54 x 84	72 x 108	54 x 84	14	122	5	2700
108	DSL-40-108	4000	2000	54 x 84	72 x 108	54 x 84	14	122	5	3100
108	DSL-60-108	6000	3000	54 x 84	72 x 108	54 x 84	16	124	5	3700
120	DSL-20-120	2000	1000	54 x 96	72 x 120	54 x 96	14	134	5	3400
120	DSL-40-120	4000	2000	54 x 96	72 x 120	54 x 96	14	134	5	3800
120	DSL-60-120	6000	3000	54 x 96	72 x 120	54 x 96	16	136	5	4200
144	DSL-20-144	2000	1000	54 x 108	72 x 132	54 x 108	16	160	5	3600
144	DSL-40-144	4000	2000	54 x 108	72 x 132	54 x 108	16	160	5	4000
144	DSL-60-144	6000	3000	54 x 108	72 x 132	54 x 108	18	162	5	4500

TSL Series Triple Scissor Lifts Tables

Vertical Travel (in)	Model Number	Capacity (lbs.)	End/Side Capacity (lbs)	Standard Platform (in.)	Max Platform (in)	Base (in)	Low Height (in)	Raised Height (in)	Motor (HP)	Ship Weight (lbs.)
96	TSL-30-096	3000	1500	30 x 48	48 x 72	30 x 48	14¼	110¼	3	2400
96	TSL-60-096	6000	3000	30 x 48	48 x 72	30 x 48	21¼	117¼	3	2850
120	TSL-30-120	3000	1500	30 x 60	48 x 84	30 x 60	14¼	134¼	3	2550
120	TSL-60-120	6000	3000	30 x 60	48 x 84	30 x 60	21¼	141¼	3	3000
144	TSL-30-144	3000	1500	48 x 72	60 x 96	48 x 72	19¼	163¼	5	3000
144	TSL-60-144	6000	3000	48 x 72	60 x 96	48 x 72	22¼	166¼	5	3500
180	TSL-30-180	3000	1500	60 x 96	84 x 120	60 x 96	42	222	5	6500
180	TSL-60-180	6000	3000	60 x 96	84 x 120	60 x 96	42	222	5	8000

QSL Series Quad Scissor Lifts Tables

Vertical Travel (in)	Model Number	Capacity (lbs.)	End/Side Capacity (lbs)	Standard Platform (in.)	Max Platform (in)	Base (in)	Low Height (in)	Raised Height (in)	Motor (HP)	Ship Weight (lbs.)
240	QSL-30-240	3000	1500	60 x 96	84 x 120	60 x 93	54	294	5	7500
240	QSL-60-240	6000	3000	60 x 96	84 x 120	60 x 93	54	294	5	9000
288	QSL-30-288	3000	1500	60 x 120	84 x 144	60 x 112	68	356	5	8000
288	QSL-60-288	6000	3000	60 x 120	84 x 144	60 x 112	68	356	5	10850

Super Heavy-Duty, High-Capacity Hydraulic Lift Tables

MLT Series Lift Tables

High-capacity, super heavy-duty scissor lifts with capacities of 15,000 to 30,000 lbs., with travel distances of 30 to 72 in. and platform sizes of 48 x 60 in. to 72 x 132 in. or platform sizes to fit your application.

MLTDW Series Double-Wide Lift Tables

ECOA MLTDW Series Lift Tables are double-wide, high-capacity, heavy-duty scissor lifts with capacities of 25,000 to 60,000 lbs., travel distances of 30 to 72 in. with platform sizes of 96 x 60 to 120 x 132 in. or platform sizes to fit your applications.

Standard Features

- Externally-mounted power unit
- Pushbutton pendant control - foot control switch available
- 24V operating control voltage
- Upper travel limit switch plus 8 mechanical back-up stops
- Rectangular structural tube scissor legs and torque tubes for maximum stability and minimal deflection
- Dual safety restraint maintenance bars
- Cylinder rod end protectors
- Flow limiter valve at cylinder bases
- Double wire braid pressure hoses

MLT Series

MLTDW Series

MLT Series

Vertical Travel (in)	Model Number	Capacity (lbs.)	End/Side Capacity (lbs.)	Standard Platform (in)	Max Platform (in)	Base (in)	Low Height (in)	Raised Height (in)	Lifting Speed (sec.)	Motor (HP)	Ship Weight (lbs)
36	MLT-15-36	15000	12000	48 x 60	72 x 84	48 x 60	16	52	30	5	3500
36	MLT-20-36	20000	16000	48 x 60	72 x 84	48 x 60	20	56	30	5	3700
36	MLT-25-36	25000	24000	48 x 60	72 x 84	48 x 60	20	56	40	5	3800
36	MLT-30-36	30000	24000	48 x 60	72 x 84	48 x 60	20	56	40	5	3900
48	MLT-15-48	15000	12000	48 x 72	72 x 96	48 x 72	16	64	30	5	3700
48	MLT-20-48	20000	16000	48 x 72	72 x 96	48 x 72	20	68	30	5	4100
48	MLT-25-48	25000	24000	48 x 72	72 x 96	48 x 72	20	68	40	5	4200
48	MLT-30-48	30000	24000	48 x 72	72 x 96	48 x 72	20	68	40	5	4400
60	MLT-15-60	15000	12000	48 x 84	72 x 108	48 x 84	16	76	45	5	4000
60	MLT-20-60	20000	16000	48 x 84	72 x 108	48 x 84	20	80	45	5	4300
60	MLT-25-60	25000	24000	48 x 84	72 x 108	48 x 84	20	80	60	5	4400
60	MLT-30-60	30000	24000	48 x 84	72 x 108	48 x 84	20	80	60	5	4600
72	MLT-15-72	15000	12000	48 x 108	72 x 132	48 x 108	16	88	45	5	4800
72	MLT-20-72	20000	16000	48 x 108	72 x 132	48 x 108	20	92	45	5	5000
72	MLT-25-72	25000	24000	48 x 108	72 x 132	48 x 108	20	92	60	5	5100
72	MLT-30-72	30000	24000	48 x 108	72 x 132	48 x 108	20	92	60	5	5200

MLTDW Double-Wide Series

Vertical Travel (in)	Model Number	Capacity (lbs.)	End/Side Capacity (lbs.)	Standard Platform (in)	Max Platform (in)	Base (in)	Low Height (in)	Raised Height (in)	Lifting Speed (sec.)	Motor (HP)	Ship Weight (lbs)
36	MLTDW-30-36	30000	24000	96 x 60	120 x 84	96 x 60	16	52	32	5	7200
36	MLTDW-40-36	40000	32000	96 x 60	120 x 84	96 x 60	20	56	55	5	7500
36	MLTDW-60-36	60000	48000	96 x 60	120 x 84	96 x 60	20	56	75	5	7800
48	MLTDW-30-48	30000	24000	96 x 72	120 x 96	96 x 72	16	64	30	5	7500
48	MLTDW-40-48	40000	32000	96 x 72	120 x 96	96 x 72	20	68	55	5	8100
48	MLTDW-60-48	60000	48000	96 x 72	120 x 96	96 x 72	20	68	75	5	8600
60	MLTDW-30-60	30000	24000	96 x 84	120 x 108	96 x 84	16	76	45	5	8000
60	MLTDW-40-60	40000	32000	96 x 84	120 x 108	96 x 84	20	80	80	5	8400
60	MLTDW-60-60	60000	48000	96 x 84	120 x 108	96 x 84	20	80	100	7½	9000
72	MLTDW-30-72	30000	24000	96 x 108	120 x 132	96 x 108	16	88	45	5	9700
72	MLTDW-40-72	40000	32000	96 x 108	120 x 132	96 x 108	20	92	80	5	10000
72	MLTDW-60-72	60000	48000	96 x 108	120 x 132	96 x 108	20	92	100	7½	10400

MLTDL Series Double-Long Lift Tables

MLTDL Series Lift Tables are double long, high-capacity, heavy-duty scissor lifts with capacities of 25,000 to 60,000 lbs., travel distances of 30 to 72 in. and platform sizes of 48 x 120 in. to 72 x 264 in. Other platform sizes available.

MLTQD Series Quad Lift Tables

MLTQD Series Lift Tables take heavy-duty lifting to another level of capability. These extra heavy-duty scissor lifts utilize four scissor mechanisms to achieve lifting capacities of 50,000 to 120,000 lbs. Lifting heights of 30 to 72 in. and platform sizes of 96 x 120 in. to 120 x 264 in. are available.

MLTDL Double-Long Series

Standard Features

- Externally-mounted power unit
- 24V operating control voltage
- Pushbutton pendant control - foot control switch available
- Upper travel limit switch plus 8 mechanical back-up stops
- Rectangular structural tube scissor legs and torque tubes for maximum stability and minimal deflection
- Dual safety restraint maintenance bars
- Cylinder rod end protectors
- Flow limiter valve at cylinder bases
- Double wire braid pressure hoses

MLTQD Quad Series
Double-Wide/Double-Long

MLTDL Double-Long Series

Vertical Travel (in)	Model Number	Capacity (lbs.)	End/Side Capacity (lbs)	Standard Platform (in)	Max Platform (in)	Base (in)	Low Height (in)	Raised Height (in)	Lifting Speed (sec.)	Motor (HP)	Ship Weight (lbs.)
36	MLTDL-30-36	30000	22500	48 x 120	72 x 168	48 x 120	16	52	32	5	7200
36	MLTDL-40-36	40000	30000	48 x 120	72 x 168	48 x 120	20	56	55	5	7500
36	MLTDL-60-36	60000	48000	48 x 120	72 x 168	48 x 120	20	56	75	5	7800
48	MLTDL-30-48	30000	22500	48 x 144	72 x 192	48 x 144	16	64	30	5	7500
48	MLTDL-40-48	40000	30000	48 x 144	72 x 192	48 x 144	20	68	55	5	8100
48	MLTDL-60-48	60000	48000	48 x 144	72 x 192	48 x 144	20	68	75	5	8600
60	MLTDL-30-60	30000	22500	48 x 168	72 x 216	48 x 168	16	76	45	5	8000
60	MLTDL-40-60	40000	30000	48 x 168	72 x 216	48 x 168	20	80	80	5	8400
60	MLTDL-60-60	60000	48000	48 x 168	72 x 216	48 x 168	20	80	100	7½	9000
72	MLTDL-30-72	30000	22500	48 x 216	72 x 264	48 x 216	16	88	45	5	9700
72	MLTDL-40-72	40000	30000	48 x 216	72 x 264	48 x 216	20	92	80	5	10000
72	MLTDL-60-72	60000	48000	48 x 216	72 x 264	48 x 216	20	92	100	7½	10400

MLTQD Quad Series - Double-Wide/Double-Long

Vertical Travel (in)	Model Number	Capacity (lbs.)	End/Side Capacity (lbs)	Standard Platform (in)	Max Platform (in)	Base (in)	Low Height (in)	Raised Height (in)	Lifting Speed (sec.)	Motor (HP)	Ship Weight (lbs.)
36	MLTQD-80-36	80000	64000	96 x 120	120 x 168	96 x 120	20	56	80	10	15000
36	MLTQD-120-36	120000	96000	96 x 120	120 x 168	96 x 120	20	56	110	10	15600
48	MLTQD-80-48	80000	64000	96 x 144	120 x 192	96 x 144	20	68	80	10	16200
48	MLTQD-120-48	120000	96000	96 x 144	120 x 192	96 x 144	20	68	110	10	17200
60	MLTQD-80-60	80000	64000	96 x 168	120 x 216	96 x 168	20	80	120	10	16800
60	MLTQD-120-60	120000	96000	96 x 168	120 x 216	96 x 168	20	80	120	15	18000
72	MLTQD-80-72	80000	64000	96 x 216	120 x 264	96 x 216	20	92	120	10	20000
72	MLTQD-120-72	120000	96000	96 x 216	120 x 264	96 x 216	20	92	120	15	20800

SpaceSaver LifTilt Series Tilters

CLTLT Series Hydraulic SpaceSaver Lift & Tilt Tables

Heavy-duty tilting lift tables with capacities of 2,000 to 6,000 lbs., and tilt angles up to 45˚ with platform sizes of 24 x 48 in. to 48 x 60 in. The CLTLT lifts and tilts within its own base frame, requiring minimal floor space to operate.

Model Number	Capacity (lbs)	Standard Platform (in)	Max Platform (in)	Base Frame (in)	Low Height (in)	Lifting Speed (sec.)	Motor (HP)	Ship Weight (lbs)
45˚ Tilt Angle								
CLTLT-02-45	2000	24 x 48	48 x 60	22½ x 47	10	15	¾	675
CLTLT-04-45	4000	24 x 48	48 x 60	22½ x 47	10	22	¾	725
CLTLT-06-45	6000	24 x 48	48 x 60	22½ x 47	10	32	¾	800

Standard Features

- Base and platform leg rollers are captured within the channel frame for maximum stability
- Internally-mounted 3⁄4HP, 115/230V, 1PH, 60Hz, or 208/230/460V, 3PH, 60Hz intermittent-duty TENV super torque motor
- 24V operating control voltage
- Pushbutton pendant control - foot control switch available
- 12 in. high lip on pivot end
- Double-acting hydraulic cylinders
- Surfaces degreased, oxide primed and finished with two coats of enamel
- Lifetime self-lubricating, anti-friction bearings at all pivot points

Optional portability configuration

Upenders

HUE Series Hydraulic Upenders

Heavy-duty upenders with capacities of 2,000 to 10,000 lbs., and tilt angles up to 90˚ with platform sizes up to 72 x 72 in. The primary application for these devices is to reorient loads (rolls and coils) from horizontal to vertical positions. HUE Series Hydraulic Upenders can be mounted on scissor lifts or used as free-standing upenders.

Model Number	Load Capacity (lbs.)	Platform Width (in)	Platform Length (in)	Low Height (in)	Lifting Speed (sec.)	Motor (HP)	Ship Weight (lbs.)
90˚ Tilt Angle							
HUE-02-90	2000	24 - 48	36 - 48	10	30	1½	2100
HUE-04-90	4000	24 - 48	36 - 48	10	30	1½	2250
HUE-06-90	6000	24 - 48	36 - 48	10	45	1½	2500
HUE-08-90	8000	30 - 48	50 - 72	12	40	3	4100
HUE-10-90	10000	30 - 48	50 - 72	12	40	3	4400

Other platform sizes available. Consult sales.

Standard Features

- Wide range of platform sizes
- 24V operating control voltage
- Pushbutton pendant control - foot control switch available
- Limit switch and mechanical stops in both directions included
- Double-acting hydraulic cylinders
- Hard, chrome-plated, polished shafting, hydraulic cylinder piston rods and axles
- Surfaces degreased, oxide primed and finished with two coats of enamel
- Lifetime self-lubricating, anti-friction bearings at all pivot points

Other Upender styles available. Consult sales for details.

Custom Engineered Solutions

We have the people and the tools to create custom products to meet your unique needs. Our in-house professionals have vast experience in the design and manufacture of scissor lifts, loading docks, turntables, tilt tables and upenders. Employing state-of-the-art software with CAD/CAM systems, our inventive engineering department can meet virtually any lifting need, anywhere in the world.

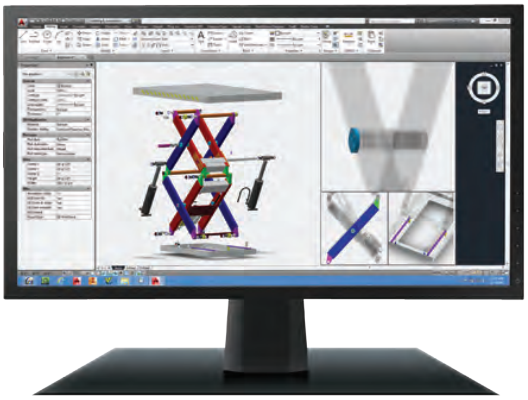

ECOA Loading Dock Lifts

SizzrDok HLD Series Loading Dock Lifts

The most completely equipped loading docks with the highest structural rating in the industry. Load capacities are 6,000 to 12,000 lbs., travel distances to 60 in. with platform sizes of 48 x 96 in. to 96 x 144 in. Contact ECOA for special applications.

Standard Features

- Safety tread steel plate platform and bridge plate with 2 safety chains
- Removable steel handrails
- Four safety chains with snap hooks
- Structural tube scissor legs and torque tubes
- Hinged safety restraint maintenance bars
- Velocity fuses on cylinders
- Upper travel limit switch
- Mechanical upper travel back-up stops
- Double wire braid pressure hoses
- 5HP, 230/460V, 3PH, 60Hz
- Pushbutton pendant control
- 24V operating control voltage

Vertical Travel (in)	Model Number	Capacity (lbs.)	Axle Load Max (lbs.)		Platform Size W x L (in)	Base Frame (in)	Lowered Height (in)	Raised Height (in)	Up Speed Approx. (sec)	Standard Motor (HP)	Ship Weight (lbs.)
			Ends	Sides							
60	HLD-050-408	5000	3500	3000	48 x 96	39 x 88	8	68	25	5	2600
60	HLD-050-508	5000	3500	3000	60 x 96	39 x 88	8	68	25	5	2750
60	HLD-050-608	5000	3500	3000	72 x 96	63 x 88	8	68	25	5	2900
60	HLD-050-708	5000	3500	2750	84 x 96	63 x 88	8	68	25	5	3100
60	HLD-050-808	5000	3500	2500	96 x 96	63 x 88	8	68	25	5	3300
60	HLD-050-610	5000	3000	3000	72 x 120	63 x 88	10	70	25	5	3200
60	HLD-050-710	5000	3000	2750	84 x 120	63 x 88	10	70	25	5	3375
60	HLD-050-810	5000	3000	2500	96 x 120	63 x 88	10	70	25	5	3500
60	HLD-060-608	6000	4200	3200	72 x 96	63 x 88	10	70	20	5	3050
60	HLD-060-708	6000	4200	3100	84 x 96	63 x 88	10	70	20	5	3150
60	HLD-060-808	6000	4200	3000	96 x 96	63 x 88	10	70	20	5	3475
60	HLD-060-610	6000	3600	3200	72 x 120	63 x 88	12	72	20	5	3300
60	HLD-060-710	6000	3600	3100	84 x 120	63 x 88	12	72	20	5	3375
60	HLD-060-810	6000	3600	3000	96 x 120	63 x 88	12	72	20	5	3650
60	HLD-080-608	8000	6500	5200	72 x 96	63 x 88	12	72	15	5	4200
60	HLD-080-708	8000	6500	5000	84 x 96	63 x 88	12	72	15	5	4400
60	HLD-080-808	8000	6500	5000	96 x 96	63 x 88	12	72	15	5	4600
60	HLD-080-610	8000	6500	5000	72 x 120	63 x 88	12	72	15	5	4500
60	HLD-080-710	8000	6500	5000	84 x 120	63 x 88	12	72	15	5	4750
60	HLD-080-810	8000	6500	5000	96 x 120	63 x 88	12	72	15	5	5000
60	HLD-100-608	10000	8000	7000	72 x 96	63 x 88	14	74	12	5	4900
60	HLD-100-808	10000	8000	6500	96 x 96	88 x 88	14	74	12	5	5200
60	HLD-100-610	10000	7500	7000	72 x 120	63 x 112	14	74	12	5	5100
60	HLD-100-810	10000	7500	6500	96 x 120	88 x 112	14	74	12	5	5400
60	HLD-100-612	10000	7500	6000	72 x 144	63 x 112	14	74	12	5	5500
60	HLD-100-812	10000	7500	5500	96 x 144	88 x 112	14	74	12	5	5800
60	HLD-120-608	12000	9600	8400	72 x 96	63 x 88	16	76	12	5	5400
60	HLD-120-808	12000	9600	8400	96 x 96	88 x 88	16	76	12	5	5700
60	HLD-120-610	12000	9600	8400	72 x 120	63 x 112	16	76	12	5	5600
60	HLD-120-810	12000	9600	8400	96 x 120	88 x 112	16	76	12	5	5900
60	HLD-120-612	12000	9600	8400	72 x 144	63 x 112	16	76	12	5	6000
60	HLD-120-812	12000	9600	8400	96 x 144	88 x 112	16	76	12	5	6300

Transfer Arrangements

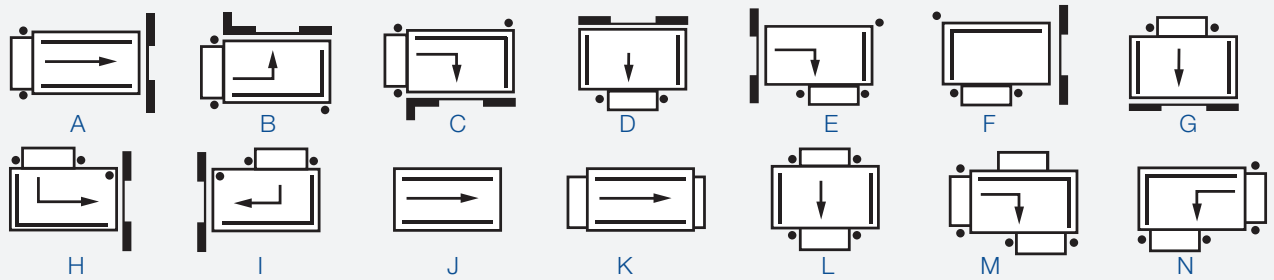

Trans-A-Dock TAD Series Surface Mount Loading Dock Lifts

Portable loading docks designed for use wherever a permanently installed unit is not practical. Load capacities are 3,000 to 5,000 lbs., travel distances to 55 in. with platform sizes of 72 x 72 in. to 72 x 96 in. or 96 x 72 in.

Standard Features

- Safety tread steel plate platform and bridge plate with 2 chains
- Removable steel handrail / four safety chains with snap hooks
- Structural tube scissor legs
- Hinged safety restraint maintenance bars
- Velocity fuses on cylinders prevent descent if hydraulic pressure is lost
- Upper travel limit switch
- Mechanical upper travel back-up stops
- Double wire braid pressure hoses
- Internally mounted 1½, 115/230V, 1PH, 60Hz, TENV intermittent duty super torque motor
- Pushbutton pendant control
- 24V operating control voltage
- Controller components UL and/or CSA approved
- Detachable dolly jack and flip-up/flip-down wheels for portability

Vertical Travel (in)	Model Number	Capacity (lbs.)	Axle Load Max Ends/Sides (lbs.)	Platform Size W x L (in)	Lowered Height (in)	Raised Height (in)	Up Speed Approx. (sec)	Standard Motor (HP)	Ship Weight (lbs.)
55	TAD-30-606	3000	1500	72 x 72	5	60	9	1½	4000
55	TAD-40-606	4000	2000	72 x 72	5	60	9	1½	4000
55	TAD-50-606	5000	2500	72 x 72	5	60	9	1½	4000
55	TAD-30-608	3000	1500	72 x 96	5	60	6	1½	4100
55	TAD-40-608	4000	2000	72 x 96	5	60	6	1½	4100
55	TAD-50-608	5000	2500	72 x 96	5	60	6	1½	4100

Standard Transfer Arrangements (TAD-40-806 Shown)

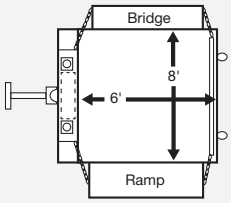

Alternate Transfer Arrangements

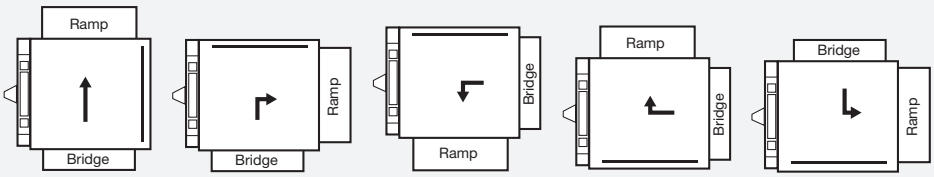

Post Office Dock Lifts

Portable Scissor Lift Platform PSIN 3912 available to meet Postal Service specification USPS-P-730D. Visit www.prestolifts.com for details.

UNITED STATES POSTAL SERVICE®

Popular Options and Accessories

ECOA Lifts can be equipped with a wide range of available options and accessories allowing them to be customized for specific application needs. Here are just a few of our most popular.

Bellows Guard

Turntable Tops

Conveyor Tops

Ball Transfer Tops

Portability Options

Handrails

V-Cradle Tops

Fork Pockets

Limited Warranty Policy

Presto Lifts warrants all of its products (excluding PowerStak) against defects in the welded structural frame and, if applicable, scissor legs from faulty material and workmanship for a period of five years from the date of invoice.

A lifetime limited warranty is provided for the Airstroke Actuator™ in all pneumatic lifts against any defect due to faulty material or workmanship. All batteries are covered under a separate limited warranty from the battery manufacturer for a period of one year from the date of invoice. All other components have a limited warranty against defects in faulty material and workmanship for a two year period from the date of invoice and 30 day limited warranty on labor. Please note that prior authorization from Presto Lifts is required on all warranty work.

There are no implied warranties of any kind, more specifically, there are no warranties of merchantability or fitness for any particular purpose. Presto Lifts' sole warranty shall be as set forth in this limited warranty.

Presto Lifts will elect to repair or replace a defective component without charge if any components should become defective within the limited warranty period. Proof of purchase is required for warranty. The charge for shipping the defective component is the responsibility of the buyer and must be accompanied with an RGA number. The shipping charge to return the component to the buyer is the responsibility of Presto Lifts, Inc. This limited warranty does not cover labor expense for removal or reinstallation of components after thirty days.

This limited warranty shall not cover, among other things: damages resulting from foreign matter or water, failure to provide reasonable and necessary maintenance, and if applicable, use of product while charger is plugged into an AC outlet, or failure to follow operating instructions. The limited warranty is not valid for damage resulting from negligence, accident, unreasonable use, abuse, or misuse, exceeding data plate capacities or altering the product without Presto Lifts authorization. Presto Lifts expressly disclaims and excludes any liability for consequential, incidental, indirect or punitive damages or financial loss to people or property resulting from any breach of warranty or the operation or failure of this product.

Presto Lifts makes no representation that this product complies with local, state, or federal safety/product standards codes. Should this product fail to comply in any way with those codes, it shall not be considered a defect of materials or workmanship. Presto Lifts shall not be held liable for any damages resulting from noncompliance. It is the dealer's responsibility to exercise this limited warranty. This limited warranty is provided to the original purchaser (defined as the original end user) and is nontransferable. This constitutes the complete and final agreement involving Presto Lifts and limited warranty obligations for products.

Distributed by:

Presto Lifts Inc.
www.prestolifts.com
50 Commerce Way • Norton, MA 02766
Tel: 800-343-9322 • Fax: 888-788-6496